



HANSON RIVET

& SUPPLY CO.

13241 Weidner Street
Pacoima, CA 91331

Phone: 818-485-0500

FAX: 818-485-0540

Outside CA: 1-800-RRRIVET

www.hansonrivet.com



ANVIL WORK SHEET



FOR AUTO FEED RIVET MACHINES

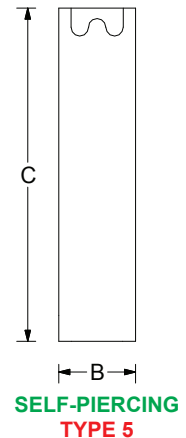
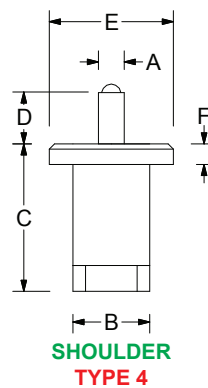
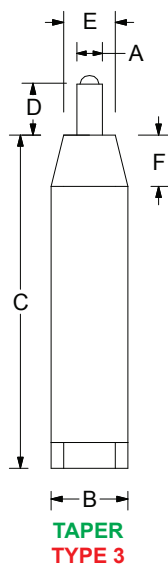
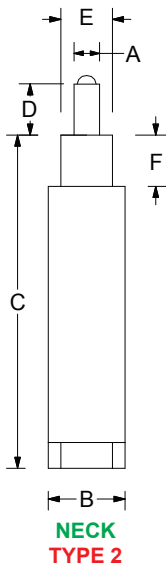
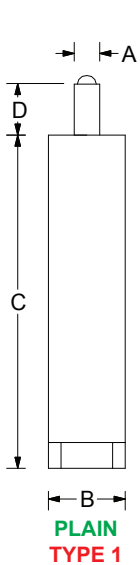
This work sheet is designed to help you order the anvils you need.

Using the drawings at the bottom of this page:

- 1: Select the anvil **Type**, 1 through 5.
- 2: Fill in the dimensions "A" through "F"
- 3: Indicate the **Current Anvil Part Number** (if any) of the anvil you are trying to duplicate.
- 4: Indicate the **Rivet Part Number and/or Dimensions** and circle the **Rivet Type**.
- 5: Circle the **Clinch Type** you would like the anvil to produce on your rivet.
- 6: Send us a copy of this sheet and we will respond with a quote.



TYPE	PIN DIAMETER "A"	BARREL DIAMETER "B"	BARREL LENGTH "C"	PIN STICK OUT "D"	NECK DIAMETER "E"	NECK LENGTH "F"	CURRENT ANVIL PART NUMBER	RIVET PART NUMBER AND/OR DIMENSIONS	CIRCLE RIVET TYPE:	CIRCLE CLINCH TYPE:
									Tubular Solid Split	Roll Star Solid
									Tubular Solid Split	Roll Star Solid
									Tubular Solid Split	Roll Star Solid
									Tubular Solid Split	Roll Star Solid
									Tubular Solid Split	Roll Star Solid
									Tubular Solid Split	Roll Star Solid
									Tubular Solid Split	Roll Star Solid
									Tubular Solid Split	Roll Star Solid



D88

Visit us at www.hansonrivet.com/anvil.htm to submit form online