



HANSON RIVET

& SUPPLY CO.
13241 Weidner Street
Pacoima, CA 91331

Phone: 818-485-0500



FAX: 818-485-0540

Outside CA: 1-800-RRRIVET


www.hansonrivet.com



PNEUMATIC RIVET SQUEEZERS



MODEL	STANDARD YOKES*		RIVET DIAMETER CAPACITIES			APPROXIMATE RIVET LENGTH CAPACITY	MODEL	STANDARD YOKES*		RIVET DIAMETER CAPACITIES			APPROXIMATE RIVET LENGTH CAPACITY	MODEL	STANDARD YOKES*		RIVET DIAMETER CAPACITIES			APPROXIMATE RIVET LENGTH CAPACITY	
	REACH	GAP	SOLID ALUM.	SOLID STEEL	TUBULAR STEEL			REACH	GAP	SOLID ALUM.	SOLID STEEL	TUBULAR STEEL			REACH	GAP	SOLID ALUM.	SOLID STEEL	TUBULAR STEEL		
3000CS	3"	3.25"	5/32"	1/8"	3/16"	1.50"	8000CS	6"	5"	1/4"	3/16"	5/16"	4.25"	8000CSA	9.5"	5"	1/4"	3/16"	5/16"	2.00"	
	3"	4.25"				2.50"									12.5"	5"					3.50"
	3"	5.25"				1.75"									24"	5.75"					1.75"
	6"	3.50"				1.50"															
6000CS	3"	3.25"	3/16"	5/32"	1/4"	1.50"	15KCS	6"	5"	3/8"	5/16"	3/8"	4.25"	15KCSA	9.5"	5"	3/8"	5/16"	3/8"	2.00"	
	3"	4.25"				2.50"									12.5"	5"					3.50"
	3"	5.25"				1.75"									24"	5.75"					1.75"
	6"	3.50"				1.50"															



PEDESTAL FOR ALL STATIONARY TOOLS

MODEL	STANDARD YOKES*		RIVET DIAMETER CAPACITIES			APPROXIMATE RIVET LENGTH CAPACITY
	REACH	CLOSED GAP	SOLID ALUMINUM	SOLID STEEL	TUBULAR STEEL	
3000AS	1.50"	.875"	5/32"	1/8"	3/16"	.625"
	2.25"	1.12"	1/8"	3/32"	5/32"	.870"
	3.00"	.937"	3/32"	1/16"	1/8"	.687"
6000AS	1.50"	.875"	7/32"	3/16"	1/4"	.625"
	2.25"	1.12"	3/16"	5/32"	3/16"	.870"
	3.00"	.937"	5/32"	9/64"	3/16"	.687"
	3.50"	1.00"	5/32"	1/8"	9/64"	.750"

Our pedestal is ideal for Stationary Tools Model 8000CS and 15KCS. It comes complete with an Air-Filter-Lubricator-Regulator unit. Considering the heavy duty welded steel construction and its design to maximize the versatility of these tools, the pedestal adds great value to your investment. (Model 15KCSA with a 24" reach pictured above.)