



HANSON RIVET

& SUPPLY CO.
13241 Weidner Street
Pacoima, CA 91331

See pages D42-D47 for
installation tools

Phone: 818-485-0500

FAX: 818-485-0540

Outside CA: 1-800-RRRIVET

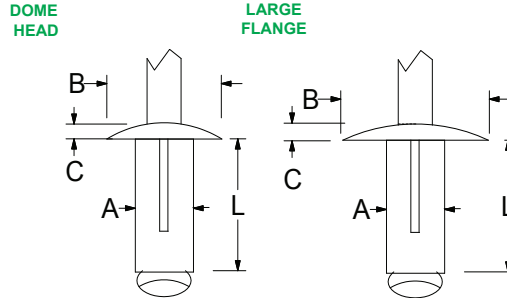
www.hansonrivet.com



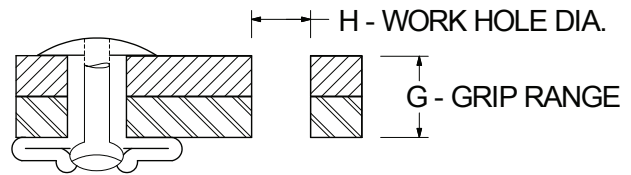
"TRI-GRIP" BLIND RIVETS




Tri-Grip Rivets provide a large bearing surface that resists pull-out or cracking when set in plastics and other brittle and soft materials.



Backside of set rivet



RIVET MATERIAL MANDREL MATERIAL	HEAD STYLE	PART NUMBER	BODY DIAMETER "A"	WORK HOLE & DRILL SIZE "H"	GRIP RANGE "G"	BODY LENGTH (NOM.) "L"	HEAD DIAMETER (NOM.) "B"	HEAD HEIGHT (MAX.) "C"	TYPICAL ULTIMATE STRENGTHS IN LBS. (SEE NOTE)		
									SHEAR	TENSILE	
 ALUMINUM RIVET PLAIN FINISH ALUMINUM MANDREL Various colors and finishes available	DOME HEAD	ACD408AS ADS44ABS ADS46ABSR	.123/.128	.129/.133	.000-.250 .125-.250 .125-.375	.664 .835 .960	.248 .312 .312	.060	124 150 150	202 150 150	
		AD52ATF AD54ATF AD56ATF AD58ATF	.154/.163	.162/.167 #20	.040-.118 .040-.250 .040-.375 .040-.500	.590 .790 .852 .972	.312	.060	200	225	
		ACD508ASM ADS54ABSL* ACD512ASM ACD516ASM ADS58ABSL*	.154/.163	.165/.169	.000-.250 .126-.250 .300-.375 .197-.472 .197-.472	.689 .690 .884 .984 .980	.311 .315 .311 .311 .315	.051	202 290 202 202 290	292 200 292 292 200	
		AD64ATF AD65ATF AD66ATF AD68ATF AD610ATF AD612ATF	.200	.209/.221 #4	.040-.250 .040-.312 .040-.375 .040-.500 .040-.625 .040-.750	.770 .837 .895 1.015 1.140 1.265	.385	.080	350	450	
		ACD608ASM ADS66ABSR ACD612ASM ACD616ASM	.185/.195	.197/.205	.000-.250 .187-.375 .118-.374 .197-.472	.689 1.000 .795 .925	.375 .470 .375 .375	.068	225 405 225 225	312 290 312 312	
		ACD608ASMLF12 ACD612ASMLF12 ACD616ASMLF12	.184/.194	.197/.205	.000-.248 .000-.332 .332-.469	.690 .787 .925	.471	.075	225	312	
	ACD608ASMLF14 ACD612ASMLF14 ACD616ASMLF14	.184/.194	.197/.205	.000-.248 .000-.332 .332-.469	.690 .787 .925	.551	.075	225	312		
	ALUMINUM RIVET STEEL MANDREL	DOME HEAD	ADS66BS	.188	.197/.218	.080-.375	1.020	.470	.080	300	325

* Part numbers ending in "L" have locking mandrels.

NOTE: Values for typical ultimate strengths are a guide only and may vary greatly depending upon the application.



HANSON RIVET

& SUPPLY CO.
13241 Weidner Street
Pacoima, CA 91331

See pages D42-D47 for installation tools

Phone: 818-485-0500

FAX: 818-485-0540

Outside CA: 1-800-RRRIVET

www.hansonrivet.com

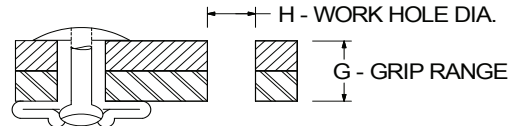
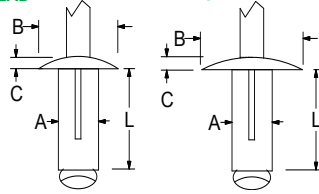


"TRI-GRIP" BLIND RIVET



LOW PROFILE HEAD

LARGE FLANGE




Bulbex® blind Rivets provide a large bearing surface that resists pull-out or cracking when set in plastics or other brittle and soft materials.



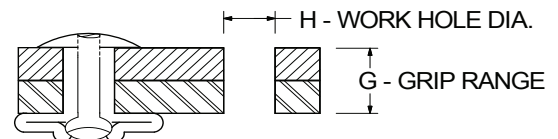
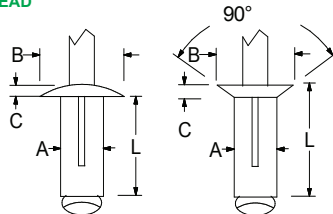
Backside of set rivet

BULBEX® RIVETS

RIVET MATERIAL MANDREL MATERIAL	HEAD STYLE	PART NUMBER	FINISH	BODY DIAMETER (MAX.) "A"	WORK HOLE DIAMETER "H"	GRIP RANGE "G"	BODY LENGTH (MAX.) "L"	HEAD DIAMETER (NOM.) "B"	HEAD HEIGHT (MAX.) "C"	TYPICAL ULTIMATE STRENGTHS IN LBS. (SEE NOTE)	
										SHEAR	TENSILE
 ALUMINUM RIVET ALUMINUM MANDREL <small>Various colors and finishes available</small>	LOW PROFILE HEAD	OBF01-0516 OBF01-0523	PLAIN	.165	.165/.177	.040-.118 .040-.275	.630 .840	.312	.060	135	225
		OBF11-0516 OBF11-0523	BLACK ANODIZED	.165	.165/.177	.040-.118 .040-.275	.630 .840	.312	.060	135	225
		OBF01-0619 OBF01-0625 OBF01-0630	PLAIN	.197	.197/.207	.040-.157 .040-.354 .157-.472	.720 .920 1.07	.387	.080	175	240
		OBF11-0619 OBF11-0625 OBF11-0630	BLACK ANODIZED	.197	.197/.207	.040-.157 .040-.354 .157-.472	.720 .920 1.07	.387	.080	175	240
	LARGE FLANGE	OBF41-0619 OBF41-0625	PLAIN	.197	.197/.207	.040-.157 .040-.354	.720 .920	.610	.080	175	270

PROTRUDING HEAD

COUNTERSUNK




Klump-Tite® Structural Rivets have an external locking feature for the mandrel which provides exceptional shear and tensile strength, vibration resistance and clamp-up force. These rivets have a wide grip range and provide a large bearing surface that resists pull-out.



Backside of set rivet

KLAMP-TITE® STRUCTURAL RIVETS

A SPECIAL NOSEPIECE IS REQUIRED FOR INSTALLATION OF THESE RIVETS

RIVET MATERIAL MANDREL MATERIAL	HEAD STYLE	PART NUMBER	BODY DIAMETER "A"	WORK HOLE & DRILL SIZE "H"	GRIP RANGE "G"	BODY LENGTH (MAX.) "L"	HEAD DIAMETER (NOM.) "B"	HEAD HEIGHT (MAX.) "C"	TYPICAL ULTIMATE STRENGTHS IN LBS. (SEE NOTE)		
									SHEAR	TENSILE	
 ALUMINUM RIVET ALUMINUM MANDREL <small>Various colors and finishes available</small>	PROTRUDING HEAD	BAPKTR-06-04 BAPKTR-06-06 BAPKTR-06-09 BAPKTR-06-12	.197	.204/.209 #5	.050-.250 .187-.375 .375-.562 .562-.750	.890 .985 1.120 1.300	.445	.088	700	450	
		BAPKTR-08-04 BAPKTR-08-06	.242	.252/.262 F	.060-.250 .187-.375	.925 1.050	.560	.113	1250	700	
		90° COUNTERSUNK	BACKTR-06-06 BACKTR-06-12	.197	.204/.209 #5	.187-.375 .562-.750	.985 1.300	.335	.070	700	450