



HANSON RIVET

& SUPPLY CO.
13241 Weidner Street
Pacoima, CA 91331

See pages D42-D47 for
installation tools

Phone: 818-485-0500

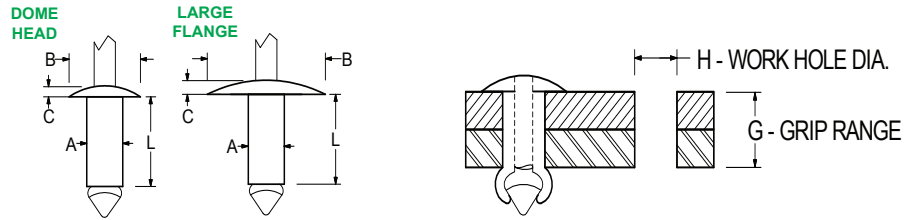
FAX: 818-485-0540

Outside CA: 1-800-RRRIVET

www.hansonrivet.com





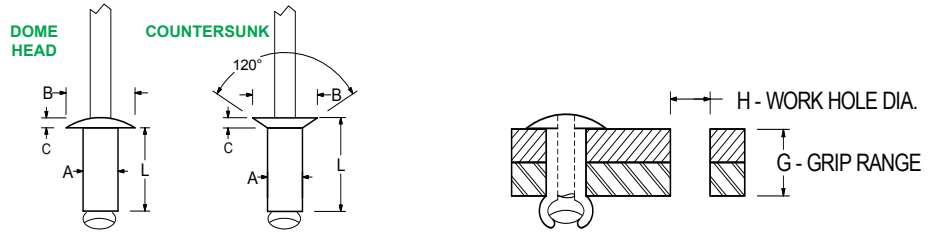
BLIND RIVETS



Hanson's Easy Entry Rivets have a pointed end on the tip of the mandrel to help the operator locate the hole in the assembly and insert the rivet quickly.


EASY ENTRY RIVETS

RIVET MATERIAL MANDREL MATERIAL	HEAD STYLE	PART NUMBER	POP®	BODY DIAMETER "A"	WORK HOLE & DRILL SIZE "H"	GRIP RANGE "G"	BODY LENGTH (MAX.) "L"	HEAD DIAMETER (NOM.) "B"	HEAD HEIGHT (MAX.) "C"	TYPICAL ULTIMATE STRENGTHS IN LBS. (SEE NOTE)	
										SHEAR	TENSILE
 ALUMINUM RIVET STEEL MANDREL	DOM HEAD	PASD402E	EAD42BS	.125	.129/.133 #30	.063-.125	.265	.250	.040	210	325
		PASD403E PASD404E	EAD43BS EAD44BS	1/8		.126-.187 .188-.250	.328 .390				
	LARGE FLANGE	PASD504E	EAD54BS	.156	.160/.164 #20	.188-.250	.415	.312	.047	340	490
		PASL404E	EAD44BSLF	.125	.129/.133 #30	.188-.250	.390	.375	.065	210	325
 STEEL RIVET STEEL MANDREL	DOM HEAD	PSSD402E	ESD42BS	.125	.129/.133 #30	.063-.125	.265	.250	.040	295	425
		PSSD403E PSSD404E	ESD43BS ESD44BS	1/8		.126-.187 .188-.250	.328 .390				
	PSSD604E PSSD606E	ESD64BS ESD66BS	.187	.192/.196 #11	.126-.250 .251-.375	.440 .565	.375	.055	590	815	
	PSSL404E	ESD44BSLF	.125	.129/.133 #30	.188-.250	.390	.375	.040	295	425	



Soft Set Rivets are made of a soft alloy aluminum to help reduce cracking and breakage of the parts being riveted when fastening plastics and brittle materials.

SOFT SET ALUMINUM RIVETS

RIVET MATERIAL MANDREL MATERIAL	HEAD STYLE	PART NUMBER	POP®	BODY DIAMETER "A"	WORK HOLE & DRILL SIZE "H"	GRIP RANGE "G"	BODY LENGTH (MAX.) "L"	HEAD DIAMETER (NOM.) "B"	HEAD HEIGHT (MAX.) "C"	TYPICAL ULTIMATE STRENGTHS IN LBS. (SEE NOTE)		
										SHEAR	TENSILE	
 ALUMINUM MANDREL	DOM HEAD	PPAD25M3	PAD25M3ABS	.098	.100/.104 #41	.126-.189	.287	.166	.031	60	74	
		PPAD25M4	PAD25M4ABS	3/32		.189-.252	.350					
		PPAD25M5	PAD25M5ABS			.252-.315	.448					
		PPAD30M3	PAD30M3ABS	.118	.120/.124 #31	.126-.189	.315	.235	.043	69	94	
		PPAD30M4	PAD30M4ABS	1/8		.189-.252	.385					
		PPAD30M5	PAD30M5ABS			.252-.315	.456					
		120° COUNTERSUNK	PPAD401	PAD41ABS	.125	.129/.133 #30	.031-.062	.203	.250	.040	65	85
	PPAD402		PAD42ABS	.063-.125			.265					
	PPAD403		PAD43ABS	.126-.187			.328					
	PPAD404		PAD44ABS	.188-.250			.390					
	PPAD405		PAD45ABS	.251-.312			.438					
	PPAD406		PAD46ABS	.251-.375			.515					
PPAD408	PAD48ABS	.376-.500	.640									
	DOM HEAD	PPAD504	PAD54ABS	.156	.160/.164 #20	.063-.250	.415	.312	.047	105	145	
PPAD506		PAD56ABS	5/32		.251-.375	.540						
PPAD604		PAD64ABS	.187	.192/.196 #11	.188-.250	.440	.375	.055	145	205		
PPAD606		PAD66ABS	3/16		.251-.375	.565						
PPAD608		PAD68ABS			.376-.500	.690						
		DOM HEAD	PPAK402	PAK42ABS	.125	.129/.133 #30	.063-.125	.265	.220	.030	65	85
PPAK403	PAK43ABS		1/8		.126-.187 .188-.250	.328 .390						
PPAK404	PAK44ABS											
		PPAK506	PAK56ABS	.156	.160/.164 #20	.251-.375	.540	.281	.040	105	145	