



HANSON RIVET

& SUPPLY CO.
13241 Weidner Street
Pacoima, CA 91331

See pages D42-D47 for
installation tools

Phone: 818-485-0500

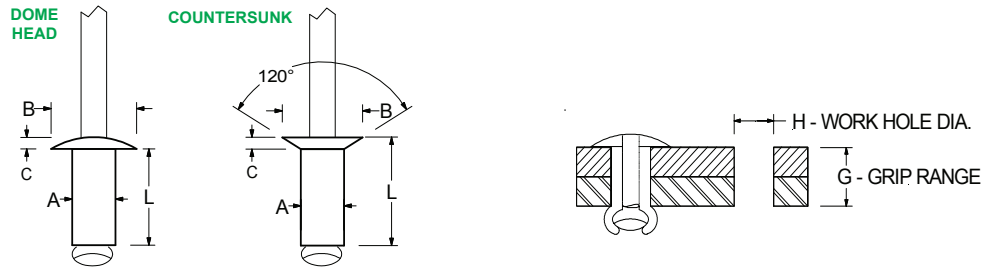
FAX: 818-485-0540




Outside CA: 1-800-RRRIVET

www.hansonrivet.com



BLIND RIVETS



RIVET MATERIAL MANDREL MATERIAL	HEAD STYLE	PART NUMBER	POP®	BODY DIAMETER "A"	WORK HOLE & DRILL SIZE "H"	GRIP RANGE "G"	BODY LENGTH (MAX.) "L"	HEAD DIAMETER (NOM.) "B"	HEAD HEIGHT (MAX.) "C"	TYPICAL ULTIMATE STRENGTHS IN LBS. (SEE NOTE)	
										SHEAR	TENSILE
MONEL RIVET ZINC FINISH  STAINLESS MANDREL	DOME HEAD	PMTD419	MD419SSBS	.125 1/8	.129/.133 #30	.000-.070 .070-.121 .121-.168 .168-.227 .227-.277	.195 .242 .293 .352 .402	.246	.043	394	562
		PMTD424	MD424SSBS								
		PMTD429	MD429SSBS								
		PMTD435	MD435SSBS								
		PMTD440	MD440SSBS								
		PMTD524	MD524SSBS	.156 5/32	.161/.165 #20	.000-.098 .098-.160 .160-.228 .228-.260 .260-.311	.242 .305 .375 .405 .453	.305	.053	675	900
	PMTD530	MD530SSBS									
	PMTD537	MD537SSBS									
	PMTD540	MD540SSBS									
	PMTD545	MD545SSBS									
	PMTD624	MD624SSBS	.187 3/16	.192/.196 #11	.000-.090 .090-.148 .148-.199 .199-.227 .227-.336 .336-.488 .488-.586	.242 .301 .363 .391 .500 .645 .742	.320	.055	742	843	
	PMTD630	MD630SSBS									
PMTD636	MD636SSBS										
PMTD639	MD639SSBS										
PMTD650	MD650SSBS										
PMTD665	MD665SSBS										
PMTD675	MD675SSBS										
PMTK419	MK419SSBS	.125 1/8	.129/.133 #30	.000-.098 .098-.148 .148-.199 .199-.259 .259-.309	.227 .273 .332 .391 .438	.236	.050	394	562		
PMTK424	MK424SSBS										
PMTK429	MK429SSBS										
PMTK435	MK435SSBS										
PMTK440	MK440SSBS										
PMTK524	MK524SSBS	.156 5/32	.161/.165 #20	.000-.129 .129-.188 .188-.258 .258-.289 .289-.336	.281 .340 .410 .441 .488	.307	.064	675	900		
PMTK530	MK530SSBS										
PMTK537	MK537SSBS										
PMTK540	MK540SSBS										
PMTK545	MK545SSBS										
PMTK630	MK630SSBS	.187 3/16	.192/.196 #11	.000-.180 .180-.227 .227-.259 .259-.367 .367-.516 .516-.617	.383 .410 .430 .547 .703 .801	.315	.055	742	843		
PMTK636	MK636SSBS										
PMTK639	MK639SSBS										
PMTK650	MK650SSBS										
PMTK665	MK665SSBS										
PMTK675	MK675SSBS										
 COPPER RIVET STEEL MANDREL	DOME HEAD	PCSD402 PCSD404 PCSD406	CD42BS CD44BS CD46BS	.125 1/8	.129/.133 #30	.063-.125 .126-.250 .251-.375	.265 .390 .515	.250	.040	215	300
 COPPER RIVET BRASS MANDREL	DOME HEAD	PCBD402 PCBD404 PCBD406		.125 1/8	.129/.133 #30	.063-.125 .126-.250 .251-.375	.275 .400 .515	.250	.040	215	300

NOTE: Values for typical ultimate strengths are a guide only and may vary greatly depending upon the application.