



**HANSON RIVET**

**& SUPPLY CO.**

13241 Weidner Street  
Pacoima, CA 91331

Phone: 818-485-0500

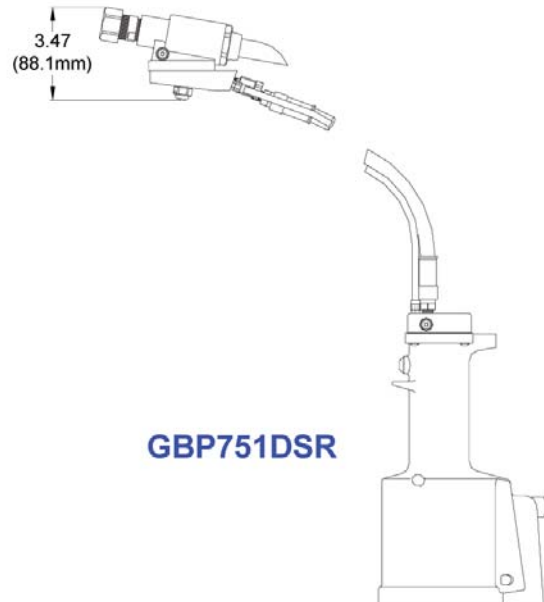
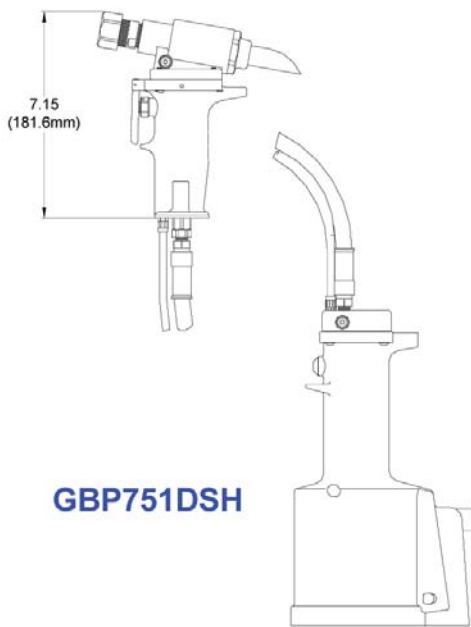
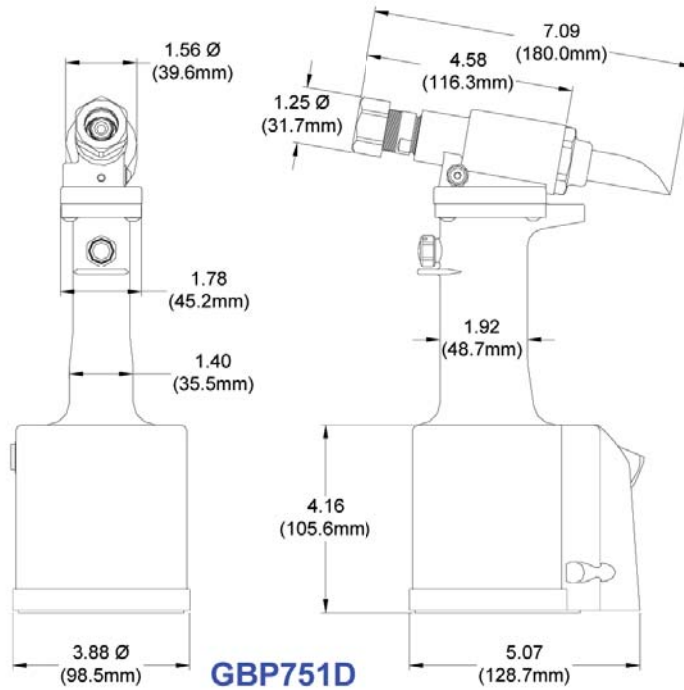
FAX: 818-485-0540

Outside CA: 1-800-RRRIVET

[www.hansonrivet.com](http://www.hansonrivet.com)



# GBP751D AIR-HYDRAULIC TOOL





# HANSON RIVET & SUPPLY CO.

13241 Weidner Street  
Pacoima, CA 91331

Phone: 818-485-0500

FAX: 818-485-0540

Outside CA: 1-800-RRRIVET

www.hansonrivet.com



## GBP751D AIR-HYDRAULIC TOOL



The GBP751D series are pneumatic-hydraulic tools designed specifically for the efficient installation of a wide range of blind rivets. They can be operated in any position with one hand. They have a rated pull load of 2200 pounds with 90 psi air pressure at the air inlet.

The GBP751DSH and GBP751DSR riveters offer a unique "split" system providing the operator with an ergonomic tool with reduced hand held weight, as shown below.

The GBP751D series riveters operate on a wide range of air pressure, with 90 to 100 psi providing the maximum efficiency. At 90 lbs air pressure, the GBP751C series does not exceed 85 db (A) and consumes 3 cfm at 20 cycles a minute.

The air inlet is provided with 1/4-18 female pipe threads to accept the users air hose fitting.

**NOSE ASSEMBLIES ARE NOT FURNISHED WITH TOOL AND MUST BE ORDERED SEPARATELY.**

### GBP751D

Stroke - .780"  
Hand held weight - 4.50 lbs.  
Entire tool weight - 4.50 lbs  
Pull load - 2,200

### GBP751DSH

Stroke - .780"  
Hand held weight - 2.25 lbs.  
Entire tool weight - 7.25 lbs  
Pull load - 2,200

### GBP751DSR

Stroke - .780"  
Hand held weight - 1.75 lbs.  
Entire tool weight - 6.75 lbs  
Pull load - 2,200

## GBP751D SERIES SELECTION CHART



FASTENER	DIA.	STRAIGHT		RIGHT ANGLE	OFFSET
MS90353S & U & MS90354S & U MS21140S & U & MS21141S & U CR7000 SERIES BACB30YY, YU, & YT	5/32	SB05-752B-20 SB05-752B-80	SB05-752B-45	SB05-751B-54RA	SB05-752A-43OS
MS90353S & U & MS90354S & U MS21140S & U & MS21141S & U "U" TYPE BLIND BOLT W/ LOCKING WASHER	5/32	UBB05-752B-20 UBB05-752B-80	UBB05-752B-45	UBB05-751B-54RA	UBB05-752A-43OS
EN6122 & UAB130-EU EN6127 & UAB6127-EU EN6128 & UAB100-EU EN6129 & UABP-EU	5/32	UAB568-713-21	UAB568-713-61	UAB05-751B-54RA	UAB05-752A-43OS
SINGLE ACTION BLIND RIVET NAS1919S & U NAS1921S & U	1/8 5/32 3/16 1/4	SMLS04-752B-20 SMLS05-752B-20 SMLS06-752B-20 SMLS08-752B-20	SMLS04-752B-45 SMLS05-752B-45 SMLS06-752B-45 SMLS08-752B-45	SMLS04-751B-54RA SMLS05-751B-54RA SMLS06-751B-54RA	SMLS04-752A-43OS SMLS05-752A-43OS SMLS06-752A-43OS SMLS08-752A-43OS
"A" CODE NAS1398A & NAS1399A	3/32 1/8 5/32 3/16	3A-352B-25 4A-752B-20 5A-752B-20 6A-752B-20	4A-752B-45 5A-752B-45 6A-752B-45	3A-751B-54RA 4A-751B-54RA 5A-751B-54RA 6A-751B-54RA	4A-752A-43OS 5A-752A-43OS 6A-752A-43OS
NUT PLATE RIVETS CCR244/264/274 BACR15DR MS20600	3/32 1/8	3NP-352-21 5N-352-21	3NP-352-61 5N-352-61	3NP-751B-54RA 5N-751B-54RA	3NP-751-43OS 5N-751-43OS
BACR15FR/FP, BACR15GF/GK, NAS1919S & U & NAS1921S & U "U" TYPE BLIND RIVET WITH LOCKING WASHER NAS9301-9312	1/8 5/32 3/16	456MAX-751A-21 <sub>2</sub>	456MAX-751A-61 <sub>2</sub>	456MAX-751C-54RA <sub>2</sub>	456MAX-752-42OS <sub>2</sub>
ASP 2, ASP FF, ASP 4 FF, ASP 2 F, ASP 2 LC	13/64	ASP06-752B-20	ASP06-752B-45	ASP06-751B-54RA	ASP06-752A-43OS
NAS1719, NAS1720 NAS1721	1/8 5/32 3/16	MBC04-752B-20 MBC05-752B-20 MBC06-752B-20	MBC04-752B-45 MBC05-752B-45 MBC06-752B-45	MBC04-751A-54RA MBC05-751A-54RA MBC06-751A-54RA	MBC04-752A-43OS MBC05-752A-43OS MBC06-752A-43OS
GROUND STUD, M83454 & BACS53B	8/32 10/32	GS8-752B-20 GS10-752B-20	GS8-752B-45 GS10-752B-45	GS8-751B-54RA GS10-752A-54RA	GS8-752A-43OS GS10-752A-43OS
OPEN END, CLOSED END, C'SUNK, PROTRUDING HEAD COMMERCIAL NAIL RIVETS	3/32 1/8 5/32 3/16	3N-352-21 4N-352-21 5N-352-21 6N-352-21	3N-352-61 4N-352-61 5N-352-61 6N-352-61	3N-751B-54RA 4N-751B-54RA 5N-751B-54RA 6N-751B-54RA	3N-751-43OS 4N-751-43OS 5N-751-43OS 6N-751-43OS



GBP751D TOOL IS APPROVED TO INSTALL THE ABOVE FASTENERS

1) RIGHT ANGLE NOSE ASSEMBLYS MAY REQUIRE MORE THAN ONE PULL.
2) INSTALLS ALL THREE DIAMETERS.
3) ALUMINUM ONLY.

NOTE: THE LAST 2 DIGITS OF THE NOSE ASSEMBLY REPRESENTS THE LENGTH  
THE NOSE EXTENDS FROM THE TOOL. I.E. -20 = 2.0 INCHES